SolConeX coupling
Series 8572/14

18666E00

- Rotary switch mechanism
- Integrated locking device
- Zone 1 and 21
- IP66
- Wide ambient temperature range (-50 to +65 °C)
- IEC/EN 60309-1/2 compatible
- Full AC-3 switching capacity

E3

www.stahl.de

The SolConeX series of plug and socket devices is continuously being further developed according to the latest standards. Furthermore, our customers' requirements for their applications have been integrated into our innovative SolConeX series.
Due to its extremely small dimensions, this series enables direct installation / mounting in machines and systems.
Direct insertion and locking by way of an integrated rotary switch ensures high connection reliability and reliable voltage disconnection with full AC-3 switching capability.
The high IP66 degree of protection guarantees safe use and 100% functional safety in every application position.
The sealed plug pins reliably prevent the ingress of dirt or water into the connection chamber even when the plug is disconnected.
The high quality plastics and sealing materials enable use even in extreme offshore, onshore, maritime
or pharmaceutical applications, in the demanding, freezing conditions of the Arctic Ocean or under direct sunlight in the desert.

	ATEX / IECEx					
Zone	0	1	2	20	21	22
For use in		x	x		x	x

WebCode 8572B

Selection Table

Version	No. of poles	Voltage [V]	Colour code	Frequency Hz	h	Order number	Art. no.	Weight kg
SolConeX coupling 18662E00	16992E00 2 P + ⏚	>50	green	> 300-500	02	**8572/14-302**	**242345**	0.380
		50 ... 110	light grey	DC	03	**8572/14-303**	**242344**	0.380
		200 ... 250	blue	50 and 60	06	**8572/14-306**	**242341**	0.380
		According to isolating transformer	blue	50 and 60	12	**8572/14-312**	**242346**	0.380
	16992E00 1 P + N + ⏚	100 ... 130	yellow	50 and 60	04	**8572/14-304**	**242343**	0.380
		277	light grey	60	05	**8572/14-305**	**242342**	0.380
SolConeX plug 10329E00	09195E00 2 P + ⏚	>50	green	>300-500*)	02	**8570/12-302**	**257776**	0.400
		50 ... 110	light grey	DC	03	**8570/12-303**	**257777**	0.400
		200 ... 250	blue	50 and 60	06	**8570/12-306**	**257780**	0.400
		According to isolating transformer	blue	50 and 60	12	**8570/12-312**	**257781**	0.400
	09195E00 1 P + N + ⏚	100 ... 130	yellow	50 and 60	04	**8570/12-304**	**257778**	0.400
		277	light grey	60	05	**8570/12-305**	**257779**	0.400

Explosion Protection

Design	SolConeX coupling	SolConeX plug
Global (IECEx)		
Gas and dust	IECEx PTB 16.0027 Ex db eb IIC T6 Gb Ex tb IIIC T 70 °C Db	IECEx PTB 05.0023 Ex db eb IIC T6 Gb Ex tb IIIC T80 °C Db
Europe (ATEX)		
Gas and dust	PTB 16 ATEX 1015 Ⓔx II 2 G Ex db eb IIC T6 Gb Ⓔx II 2 D Ex tb IIIC T 70°C Db	PTB 03 ATEX 1227 Ⓔx II 2 G Ex db eb IIC T6 Gb Ⓔx II 2 D Ex tb IIIC T80 °C Db
Certifications and certificates		
Certificates	IECEx, ATEX	IECEx, ATEX

Technical Data

Electrical data	
Rated operational voltage	max. 277 V AC / 110 V DC
Frequency	0 to 60 Hz (for frequencies > 100 Hz, reduction to 12 A required)
Voltage tolerance	-10 ... +6 %
Utilization category	AC-3: 277 V / 16 A DC-1: 110 V / 16 A DC-13: 50 V / 16 A
Rated operational power	4 kW 220 V / 230 V / 240 V
Rated insulation voltage	550 V
Back-up fuse	
without thermal protection	16 A gG
with thermal protection	35 A gG

Technical Data

Ambient conditions			
Ambient temperature	-50 to +65 °C -40 to +65 °C, optional (silicone-free)		
	Temperature class	Current	Ambient temperature
	T6	16 A [2.5 mm²]	Ta = 45 °C
		12 A [2.5 mm²]	Ta = 55 °C
		10 A [2.5 mm²]	Ta = 65 °C
Mechanical data			
Number of poles	2 P + ⏚ / 1 P + N + ⏚		
Enclosure material	Polyamide, glass fibre reinforced		
Degree of protection	IP66 acc. to IEC/EN 60529		
Connection type	Screw terminals		
Connection cross-section	solid	1 x 0.75 mm² to 2 x 4 mm²	
	finely stranded	1 x 0.75 mm² to 2 x 4 mm²	
	finely stranded with core end sleeve	1 x 0.75 mm² to 2 x 4 mm²	
Weight	0.380 kg		
Service life	> 5,000 switching cycles (electrical and mechanical) acc. to IEC/EN 60309-1		
Tightening torque	Terminals: 1.2 Nm Enclosure screws: 1.0 Nm		
Cable entries			
Coupling and plug cable diameter	8 to 18 mm		
	Ring 1 + 2 + 3 + 4	8 to 11 mm	
	Ring 2 + 3 + 4	11 to 15 mm	
	Ring 3 + 4	15 to 18 mm	

Arrangement of Earth Contact Sockets

Example:
Clock hour position,
Front view of socket

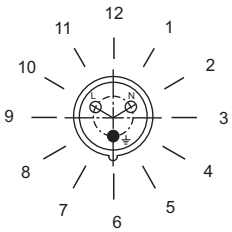

18442E00

Example:
Clock hour position

18609E00

200 - 250 V = 6 h

Marking of connections
Front view of socket

18609E00

2 P + ⏚

18443E00

1 P + N + ⏚

Accessories and Spare Parts

Designation	Figure	Description	Art. no.	Weight kg
Protective cap	05365E00	for plug 3 pole	**150496**	0.043
Dust cover	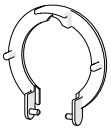 18324E00	Retrofittable dust protection for 3-pole sockets.	**257438**	

Dimensional drawings (all dimensions in mm [inches]) – Subject to modifications

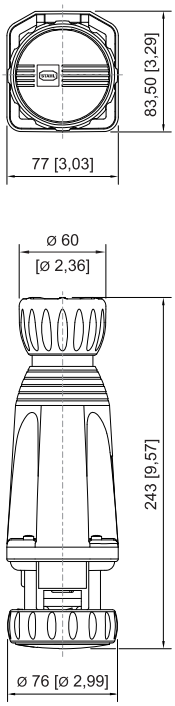

8572/14 SolConeX coupling

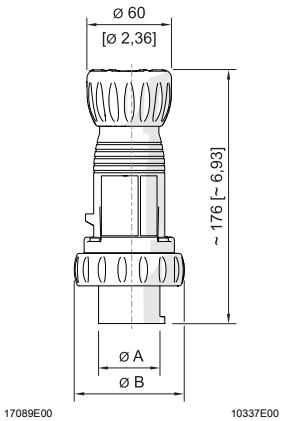

Type	A	B
8570/12-3..	43.5	76

8570/12-... SolConeX plug

We reserve the right to make alterations to the technical data, dimensions, weights, designs and products available without notice. The illustrations cannot be considered binding.