



The ToughMate connector has been developed to be used on underground and overground rail networks, commercial and public buildings where equipment needs to withstand the harshest of environments.

Tested to the latest Industrial BS EN 61984 and LVD 2014/35/ EU our connector will maintain its electrical and structural integrity during the toughest conditions. The product is designed to be used in emergency lighting circuits; fire alarms; voice alarms; shutdown systems and fire detection.

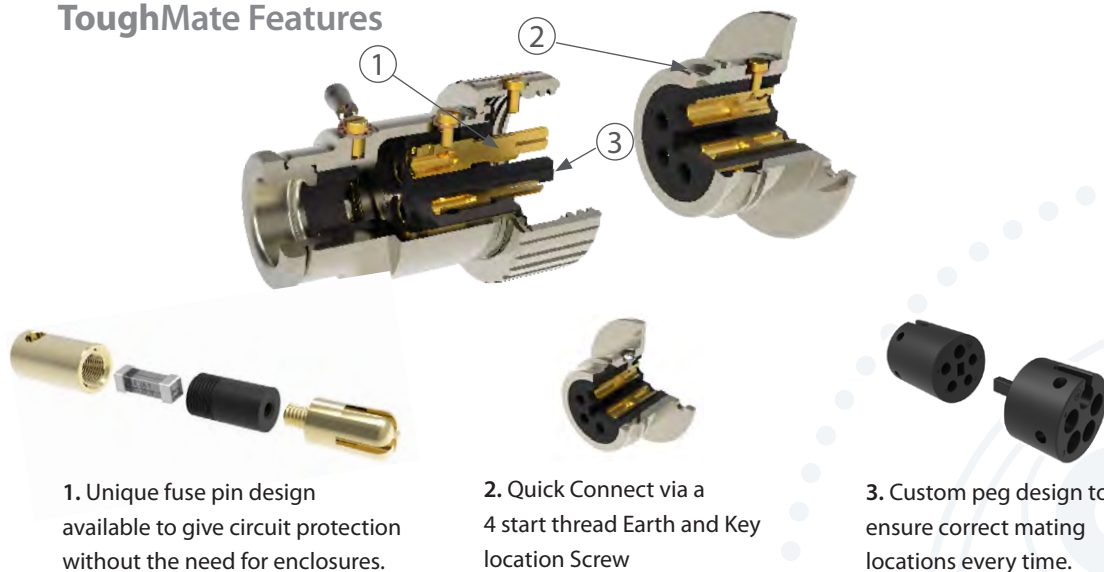
Technical Data	
Construction and Test Standards:	BS EN 61984, GPSD (2001/95/EC)
Ingress Protection:	IP66
Material:	Nickel Plated Brass or Stainless Steel 316
Operating Temperature:	Range: -25°C to +70°C
Clamping Arrangement:	Single compression seal
Earth:	Electrical continuity using earth pin and body connection
Cable Type:	Unarmoured cable
Number of Cores:	4 + Earth Dali ready
Core Size:	Up to 6mm ²
Current range:	5, 10 & 15 Amps with Fuse, 16 Amps without
Voltage range:	250 V
Assembly Instructions:	AI 504
Max No. of make & break operations (EN61984): on and off load	≥500

Ordering Options		
Manufacture	Hawke	H
Type	ToughMate	TM
Material	Nickel Plated Brass	N
	Stainless Steel	S
Connector Style <small>The CP is always supplied with pin contacts</small>	Connector Plug	CP
	Connector Receptacle	CR
	Bulkhead Receptacle	BR
	Besa Box Receptacle	BB
FUSE pin	3 Amp	F3
	5 Amp	F5
	10 Amp	F10
	15 Amp	F15
	Not Required or N/A for receptacle	X

* For best practice please ensure that the socket side is energised only

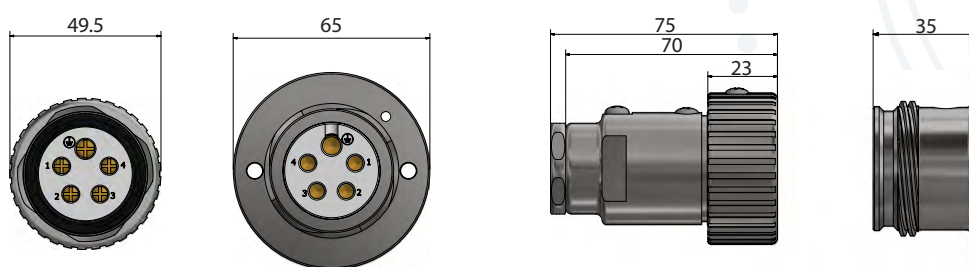
Sample Order Code	
Manufacture/Type/Material etc	H/TM/S/CP/F5 = Hawke, ToughMate, Stainless Steel, Connector Plug, with 5Amp Fuse.

ToughMate Features



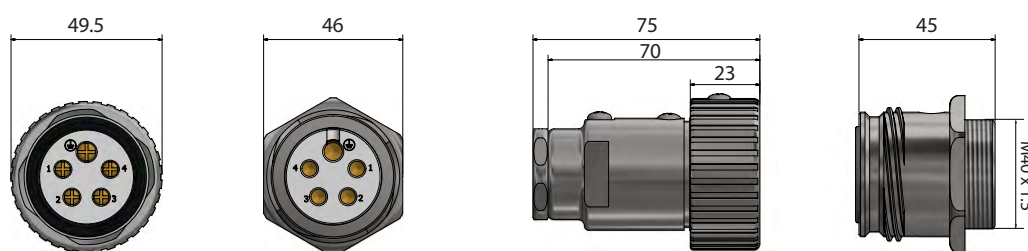
Besa Box Receptacle to Connector Plug

For Besa Box Mounting



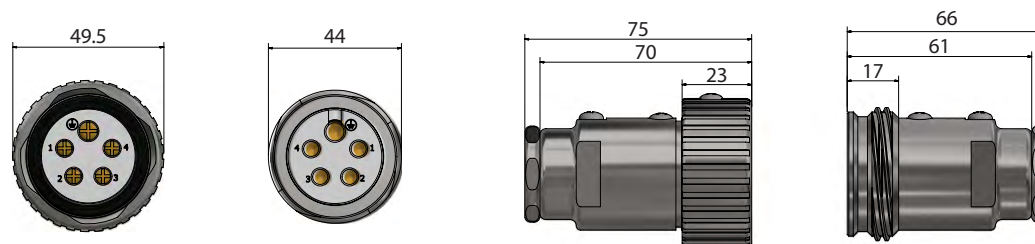
Bulkhead Receptacle to Connector Plug

For Enclosure/Equipment Mounting



Connector Receptacle to Connector Plug

For Inline Connections



Connector plugs and connector receptacles accept a cable OD of 10mm to 14mm.
For any cable OD outside of these sizes, please contact Hawke Sales for more details.
All bulkhead receptacles are supplied with an M40 entry.